

ENMRSH, INC.

ANNUAL REPORT

FISCAL YEAR 2025

A MESSAGE FROM THE PRESIDENT AND CEO

The year 2025 marks ENMRSH, Inc.'s 54th year of operations. Although the service programs and supports we offer have grown and evolved over the decades, one truth has remained constant – our organization makes a positive impact in the lives of children, families, and adults we serve in our local communities. Continuing to embrace our vision, mission, and values will ensure these successes continue.

The overriding reason for our success is our committed Board of Directors and devoted team of employees and contractors. This dedication is evident during planning on the individual service level, organizational change management, and everywhere in between. Soliciting and acting on input, focusing on customer service, implementing improvements for the present as well as the long-term, and being accountable at all times are all keys to keep us mission-focused. Our management team is immersed in goals and performance measures that keep us all on track. Individual and family satisfaction survey data, employee survey comments and outcomes, feedback from stakeholders, outcomes for persons served, and growth in all programs reinforce that we are moving in the right direction.

During the past year, ENMRSH, Inc. has made significant investments in our personnel, physical infrastructure, technology and software capabilities, transportation, and facilities. In doing so, we are positioning the company to not only be resilient during difficult times but provide the best possible service environments for everyone that chooses our services as well as those that provide and support all our programs every day. We are already experiencing the benefits of some of the improvements with more to come over the course of next year.

Thank you to everyone that is part of the ENMRSH, Inc. family for contributing to our accomplishments – let's all work together to keep our tradition of excellence at the forefront of all we do.



Damian Houfek

President and CEO



MEET THE *Team*

+ Board of Directors

Cathy Mills	Board Chairperson
Frank Bean	Vice Chairperson
Randy Harris	Secretary
Randy Holland	Director
Gary Kirven	Director
Mike Morris	Director
Dr. Patrick Reagan	Director
Furgus Tunnell	Director

+ Executive

Damian Houfek	President and Chief Executive Officer
Barbara Marion	Vice President and Chief Financial Officer
Lula Brown	Vice President of Early Childhood Programs
Celeste Childers	Vice President of Administration
Janelle Moore	Vice President of Finance

+ Senior Leadership

Christina Chavez	Director of Community Supports
Valerie Dewbre	Director of Adult Service Coordination
Liz Gallegos	Director of Community Living
Kathy Lynch, RN	Director of Nursing
Kirk Marshall	Director of Supported Employment



Our Mission

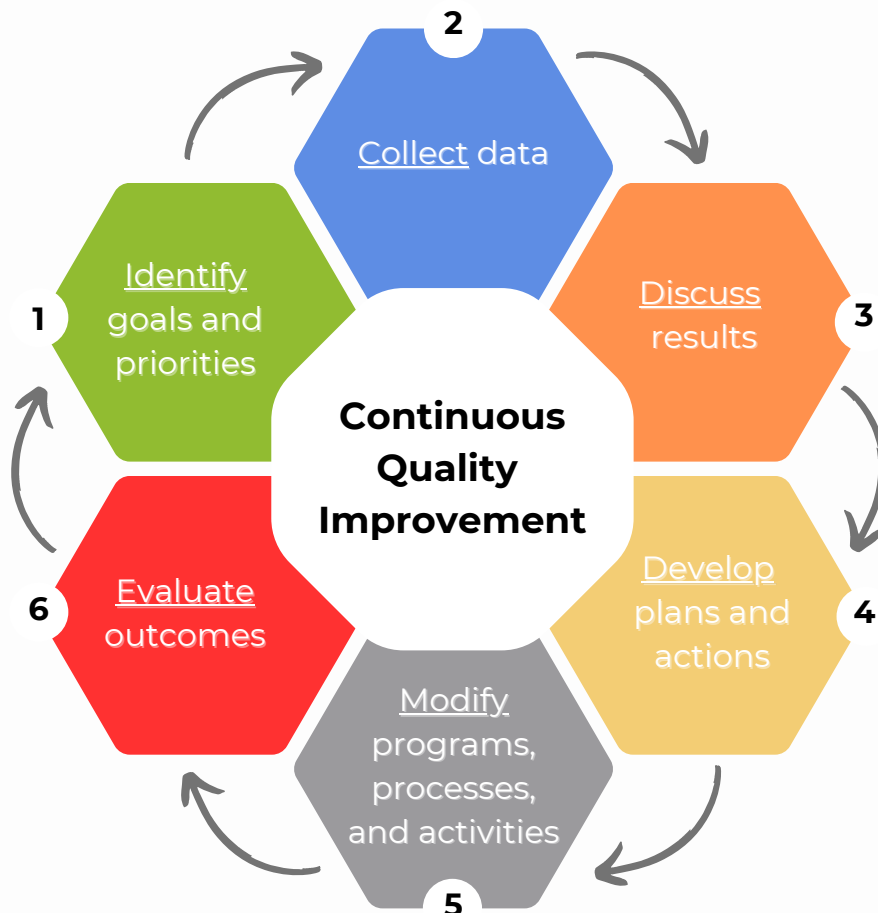
ENMRSH, Inc. provides services to enhance the lives of adults with differing abilities and supports the development of children and families in our programs.

Our Vision

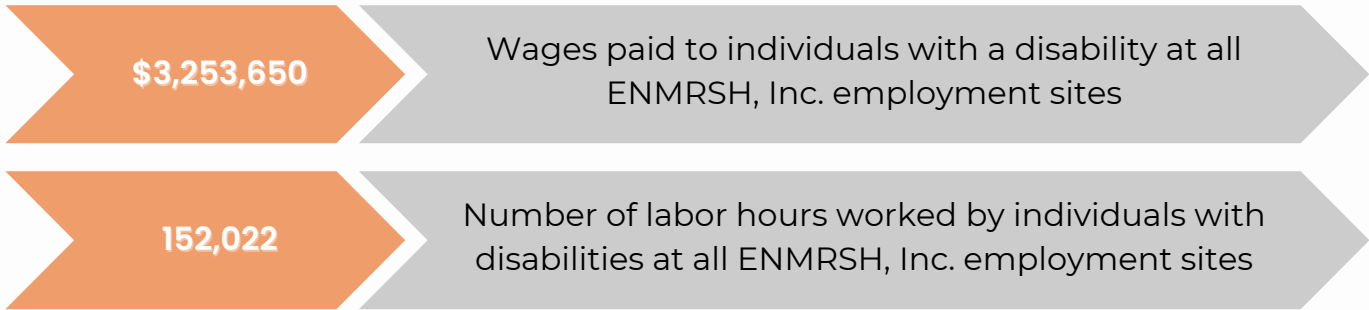
ENMRSH, Inc. will develop meaningful programs and resources in the communities we serve while cultivating and supporting a diverse and highly competent workforce to sustain the valuable services we provide.

Our Values

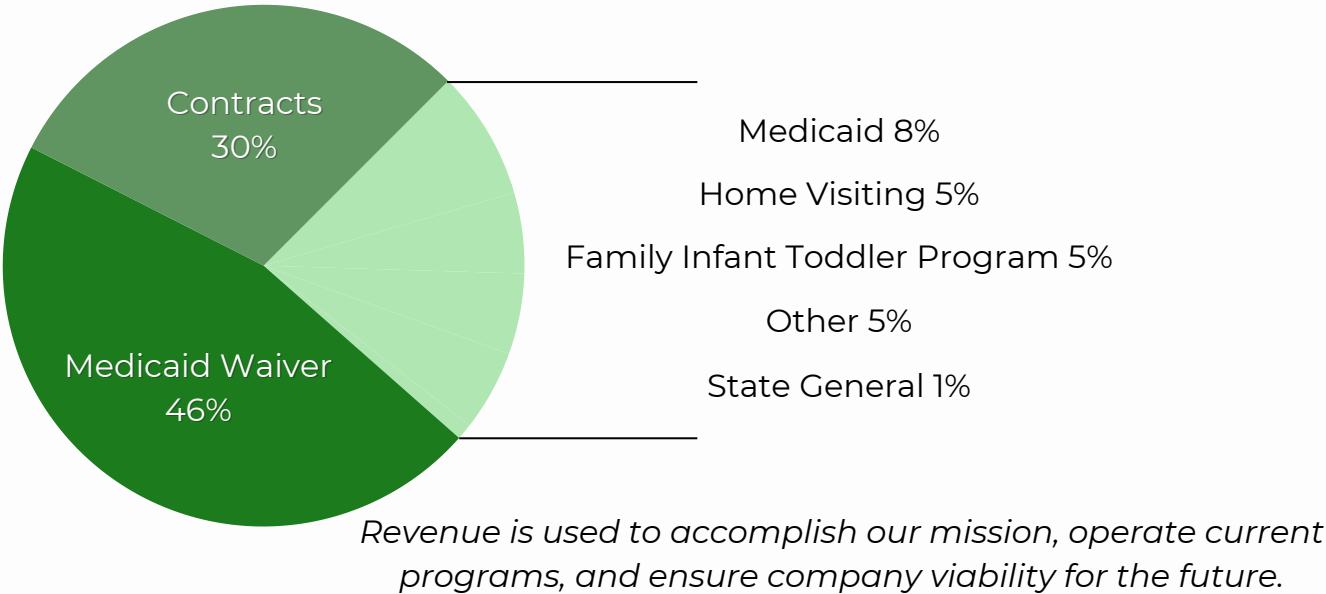
Effort
Quality
Integrity
Teamwork
Empowerment
Responsibility
Results



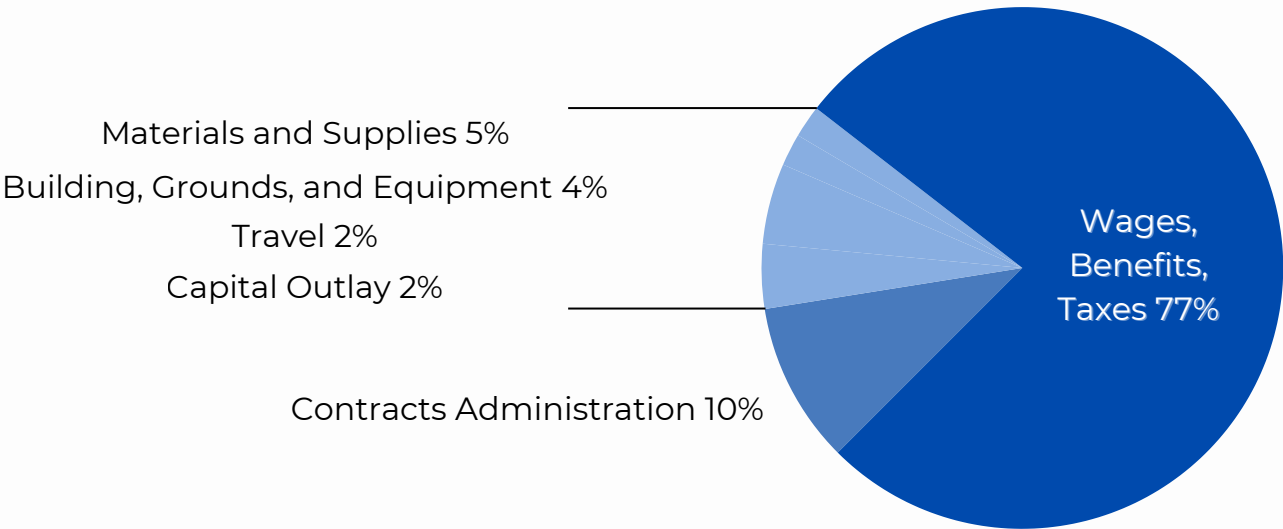
FINANCIALS: JULY 1, 2024 - JUNE 30, 2025



REVENUE



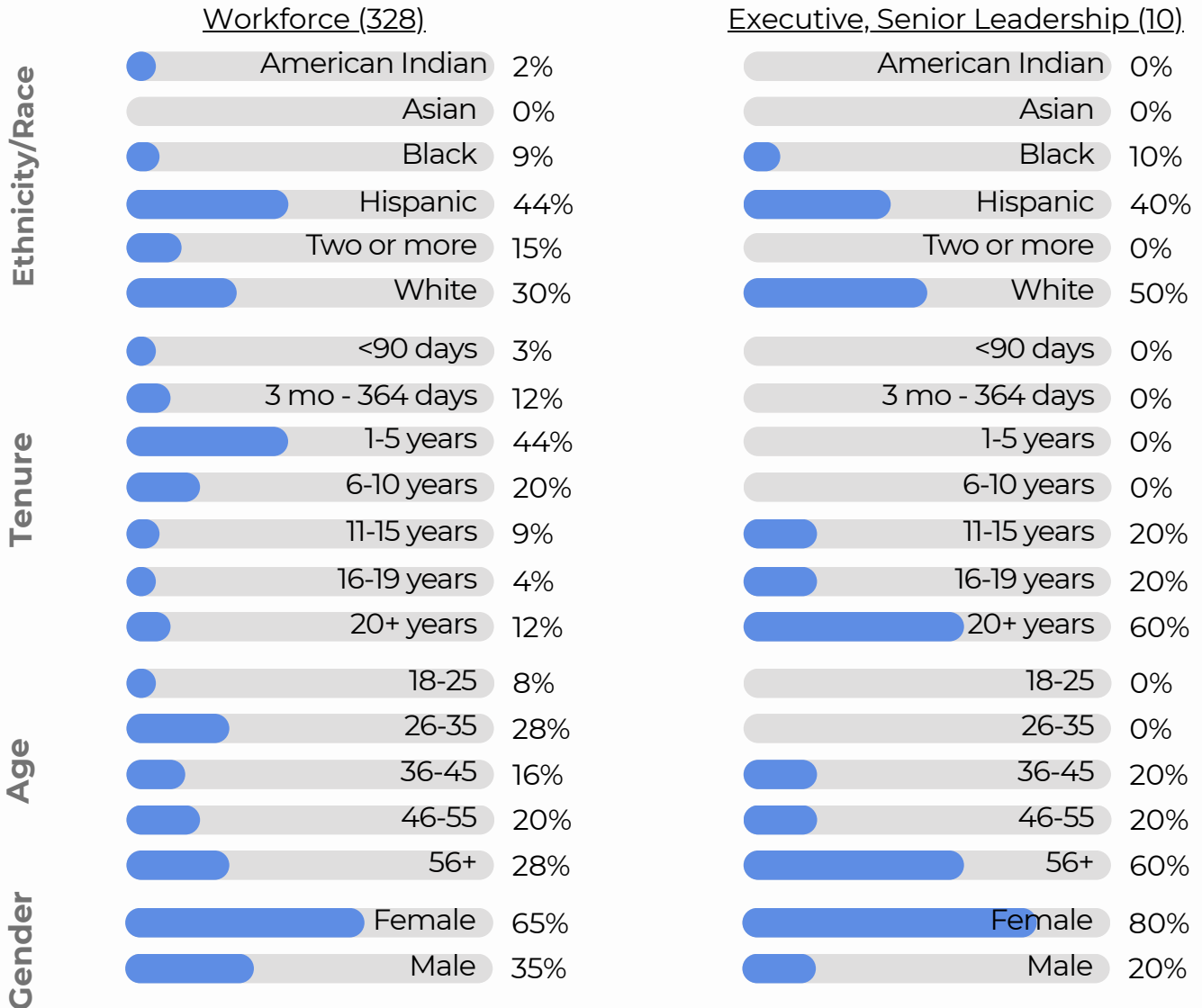
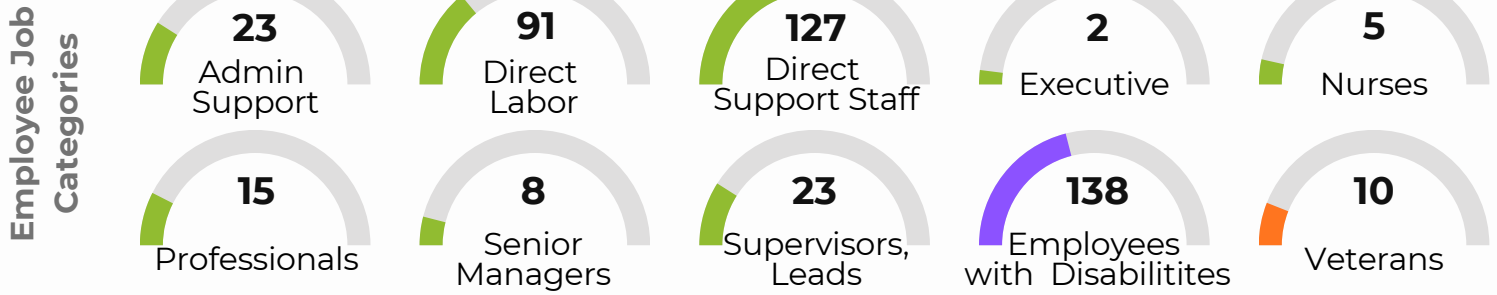
EXPENSES



All services are provided on a fee for service or contract basis



EMPLOYEE STATS AS OF JUNE 30, 2025



2025 EMPLOYEE SATISFACTION SURVEY RESULTS

AREAS OF HIGH SATISFACTION, VOLUNTARY ANNUAL SURVEY, RESPONSE RATE: 40%

- Feel satisfied with their job duties 95%
- Feel adequately trained 93%
- Feel valued by their supervisor, satisfied with communication with supervisor, and would refer someone to work here 88%
- Feel safe at work 94%
- Feel agency is fulfilling mission 92%





EARLY CHILDHOOD SERVICES – FISCAL YEAR 2025

Family Infant Toddler (FIT):

Providing free developmental screenings, ongoing therapy services, vision and hearing screenings, and service coordination for children birth thru 3 years of age, with or without a developmental concern.

Service	Children Served	Service Hours
Service Coordination	530	4,391
Developmental Instruction	379	6,014
Occupational Therapy	69	595
Physical Therapy	58	786
Speech Therapy	294	5,531
Family Counseling	81	730
Evaluations conducted (new children)	248	1,171

Home Visiting:

Providing educational services, child development guidance, and local community resource information for parents, caregivers, and expectant mothers, with children birth up to the child's entrance to kindergarten

Service	Families Served	Service Hours
Home Visiting	282	9,403

Respite:

Short-term care for children with an Individual Education Plan or Individualized Family Services Plan

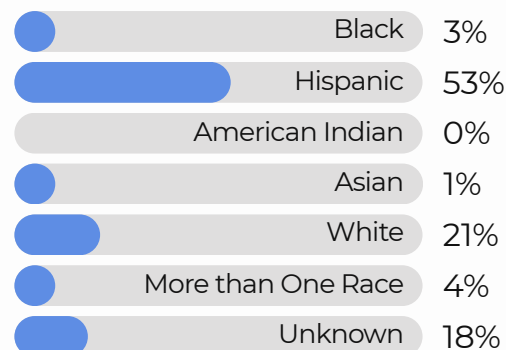
Service	Children Served	Service Hours
Respite	44	4,373

Children and Families Served by County



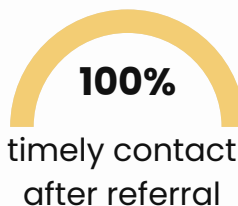
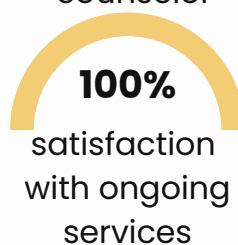
Percentages may not total to 100 due to rounding

Children Receiving Services by Race



Parent Satisfaction Rates

Survey response rate: 99%



Scan to learn more about our early childhood services!

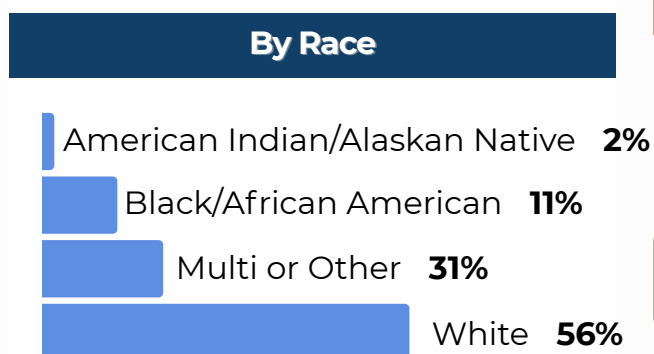
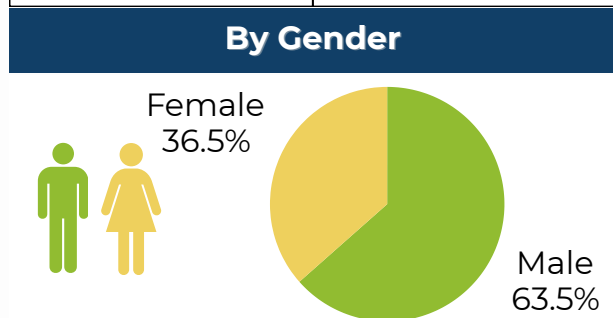




SERVICES FOR ADULTS – FISCAL YEAR 2025

Here are the client's demographics:

By Age	
86+ 2%	66-85 Years Old 16%
41-65 Years Old 33%	22-40 Years Old 43%
18-21 Years Old 4%	6-17 Years Old 2%



Individuals have enjoyed trips to Cliff's Amusement Park, Renaissance Fair, ABQ BioPark, and Bandelier National Monument. They've attended concerts, games (including a Dallas Cowboys game), comedy shows, Comic Con, Nutcracker Ballet, ghost tours, and cultural outings such as the Silent Wings Museum and Tony's All Stars Advocacy meetings.

Service	Service Hours
Customized Community Supports: Recreational, educational, and developmental services throughout the community	66,173
Community Integrated Employment: Business ownership, job development, and job supports to encourage employment	15,783
Customized In-Home Supports: Periodic supports to promote independence at home and in the community	9,151
Family Living: Residential and community services provided by natural or surrogate families	171,578
Supported Living: Up to 24 hour supports in the home and community, nursing and nutritional counseling included	407,355

Client Satisfaction			
Individual	2025	▲	100%
Guardian	2025	▲	100%


We have individuals who volunteer locally at the Lighthouse Mission, Food Bank, Animal Shelter, and Dog Kennels at various times throughout the year.

We are one of the only RPST providers statewide and remain the only SL provider in our area.

We were excited to have a softball team again this summer!

We have successfully placed 11 individuals in new jobs this year





ENMRSH, INC.

Corporate Office
2700 East 7th Street
Clovis, NM 88101
575.762.3718
enmrsh.org



**Scan for career opportunities
and to apply online!**

